

# **Standard specifications**

## **PST250-M3-H2V1-2500**

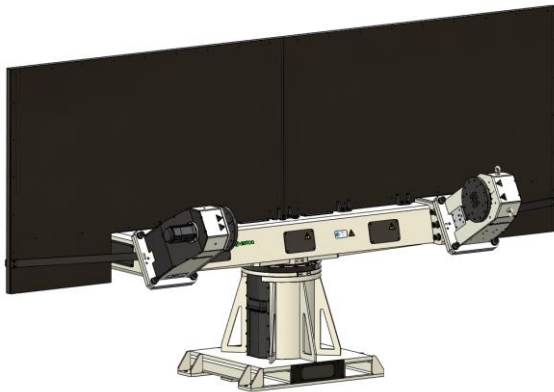
1st Edition: May 25, 2018

KAWASAKI HEAVY INDUSTRIES, LTD.

ROBOT DIVISION

DESIGNED AND MANUFACTURED BY ASTOR LTD.

## 1. Specification of positioner



- General purpose double axis positioner,
- Vertical axis and double Horizontal rotating axes,
- Used as an external axis with Kawasaki robots (E0x controller),
- Based on Kawasaki components and according to Kawasaki standards,
- Simple/modular body design,
- Hollow shaft – for a direct supply of energy and fluids.

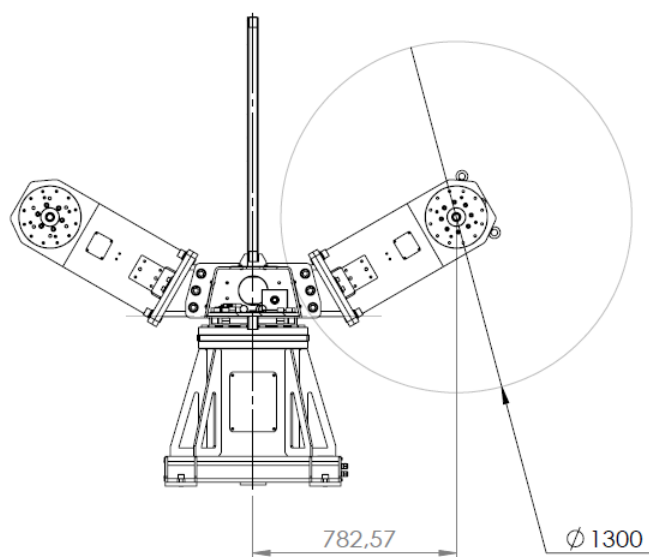
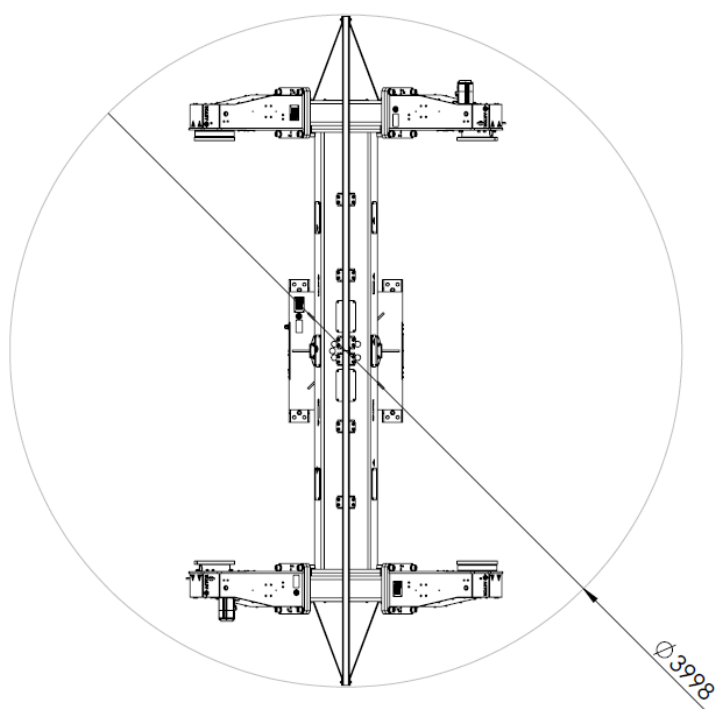
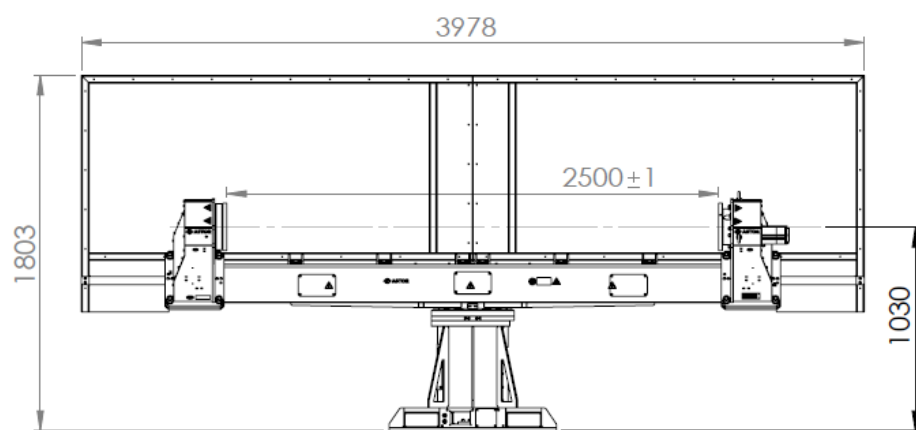
## 2. Technical parameters

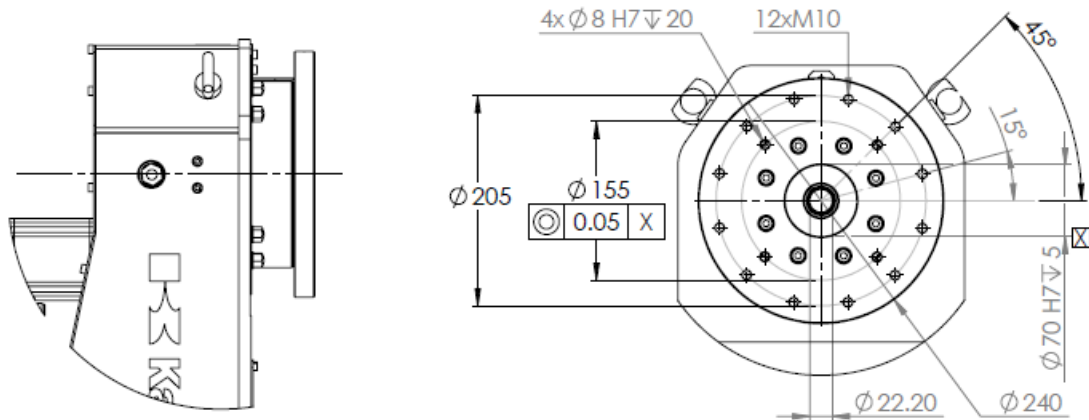
Model	PST250-M3-H2V1-2500
Max. payload	250 kg
Degree of freedom	3 axis
Max. diameter of the detail	1300 mm
Load ratio between the parties	100:60
Nominal torque JT2/3	265 Nm
Turning range JT1	+/-182°
Turning range JT2/3	+/-360°*
Max. rotating speed JT1	74°/s
Max. rotating speed JT2/3	180°/s
Repeatability	±0.05 mm**
Max. offset COG from rotating axis JT2/3	100 mm
Turning time JT1 (180°)	3.55 s
Max. mass moment of inertia JT1- without the inertia of the structure	800 kgm <sup>2</sup>
Max. mass moment of inertia JT2/3	80 kgm <sup>2</sup>
Mass	1080 kg
Max. loading height	1035 mm
Installation	Floor
Color	NCS S 0510-G50Y & RAL9011
Built-in utilities	Welding ground transfer system
Nominal weld current – 100% duty cycle	500 A
Environment cond.	0÷40°C (Humidity) 35÷85%, no dew

\*possibility of setup range +/-36000

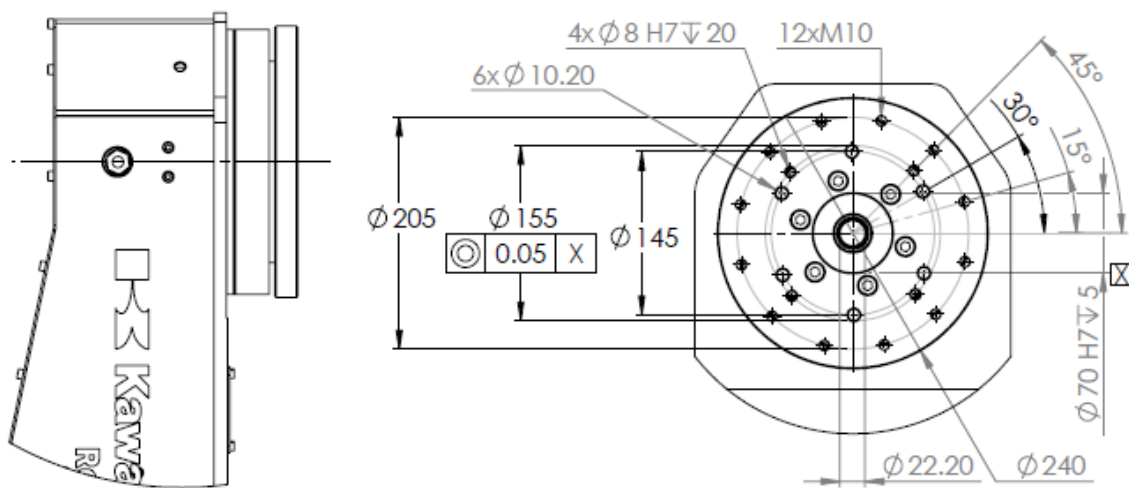
\*\*on radius r=340mm from rotating axis

### 3. Dimensions





Flange motor



Flange support